



THE POWER TO MOVE



  
**THE  
POWER  
TO  
MOVE**

**Every Gate**



**Our priority, The installer.**


**WE KNOW HOW.**

[www.profelmnet.com](http://www.profelmnet.com)



# THE POWER TO MOVE

**Every Gate**



Profelmnet has been active in Greece since 1984, as a pioneer company in the study, design, development and production of control boards and remote controls for a wide range of applications such as:

**Swing and Sliding gates**

**Garage gates**

**Access bars**

**House and store rolling shutters**

**Awnings**

Our long experience in the construction industry, our skilled technical staff and the quality control applied at all stages of production ensure a 10-year guarantee for the products we manufacture



**Technical  
Support**



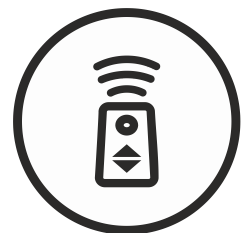
**10 years  
warranty**

 **Profelmnet**  
THE POWER TO MOVE

**We Know How**





# TRANSMITTERS



# LP-56T

## 4-channel remote LP-56T, 433,92MHz

With the LP-56T remote, the user can select the desired encoding themselves.  
Fixed Code, Fixed Code Copier, Scrolling Code in 1 LP-56T!



**RGB  
LED light which changes color depending on the coding!!!!**

**Ability to print the brand name either on the front or the back of the remote!!!!**




### TECHNICAL CHARACTERISTICS

- 4 push buttons - 4 channel capability
- Power supply 2X3V - battery type CR2016 (X2)
- User selectable coding
- Operating temperature -20°C - 60°C
- Strong to hold, made of ABS plastic shell



# LP-56T

4 channels remote LP-56T, 433,92MHz



The LP-56T is the remote that makes you forget about external receivers and different controls.

Elegant, rugged in its grip, with durability to stand the test of time.

Available in 2 different colors.




By pressing the top 2 buttons of the remote, the user selects the encoding they want, according to the table below.

The smart remote that has the ability to work with 2 different encodings at the same time!

remote LED COLOR	SELECTED ENCODING	remote BUTTONS SUPPORTING THE SELECTED ENCODING
WHITE	ROLLING CODE - PSR	1,2,3,4
RED	FIXED CODE + COPIER	1,2,3,4
BLUE	ROLLING CODE - PN	1,2,3,4
GREEN	PROFELMNET ROLLING CODE	1,2,3,4
PURPLE	ROLLING CODE - PSR	1,2 3,4
LIGHTBLUE/CYAN	ROLLING CODE - PN FIXED CODE +COPIER	1,2 3,4
YELLOW	ROLLING CODE - PSR ROLLING CODE - PN	1,2 3,4

# 46T

## 433,92MHz rolling code remote



The 46T is a 4-channels remote, 433,92MHz and is available in 3 different Profelmnet codifications.

Durable in use and easy to use.

Suitable for use with up to 4 different channels.



### TECHNICAL CHARACTERISTICS

- 4 push buttons - 4 channel capability
- Power supply 6V battery CR2016
- Operating temperature -20°C - 60°C
- Small size, made of ABS plastic shell




AVAILABLE CODES	PS-46T	PSR-46T	PN-46T
CODIFICATION	FIXED	ROLLING	ROLLING PN
FREQUENCY	433.92 MHz	433.92 MHz	433.92 MHz



# PSR-38T

## 433,92MHz rolling code remote



PSR-38T is a keeloq rolling remote of 433,92MHz frequency. Elegant in design and durable in use thanks to its built-in protector. It has two batteries for longer life. Suitable for use with up to 3 different channels.



### TECHNICAL CHARACTERISTICS

- 3 buttons - 3 channel capability
- 6V power supply - 2 3V CR2016 batteries
- Operating temperature -20°C - 60°C
- Small size, made of ABS plastic shell



# PSR-15T

## 433,92MHz rolling code remote

The PSR-15T is a keeloq rolling code remote of 433,92MHz frequency. Durable in use and easy to use. Suitable for use with up to 3 different channels



### TECHNICAL CHARACTERISTICS


- 2 push buttons - 2 channel capability
- Power supply 12V battery LR23A
- Operating temperature -20°C - 60°C
- Small size, made of ABS plastic shell





# PSR-25T

## 433,92MHz rolling code remote



The PSR-25T is a keeloq rolling code remote of 433,92 MHz frequency. Its outer cap protects the buttons from unnecessary presses.

Metallic and elegant.

Suitable for use with up to 3 different channels.



### TECHNICAL CHARACTERISTICS

- 2 push buttons - 2 channel capability
- Power supply 12V - LR23A battery
- Operating temperature -20°C - 60°C
- Small size, made of ABS plastic shell



# S-18T

## 433,92MHz rolling code remote

The S-18T is a keeloq rolling code remote, frequency 433,92MHz.

Its size and design makes it special and unique.

It has two batteries for longer life. Suitable for use with up to 3 different channels.




### TECHNICAL CHARACTERISTICS

- 3 buttons - 3 channel capability
- 6V power supply - 2 3V CR2016 batteries
- Operating temperature -20°C - 60°C
- Small size, made of ABS plastic shell



# PSD-36T

433,92 MHz fixed code replicator remote



The PSD-36T is a 433,92 MHz fixed code remote. It is used as a replication remote, with easy copying process & deletion. The red button gives it a distinctive image. It has two batteries for longer life. Suitable for use of up to 4 different channels.



## TECHNICAL CHARACTERISTICS

- 4-button - 4 channel capability
- 6V power supply - 2 3V CR2016 batteries
- Operating temperature -20°C - 60°C
- Small size, made of ABS plastic shell



# PRD-26T

280-330 MHz fixed code replicator remote

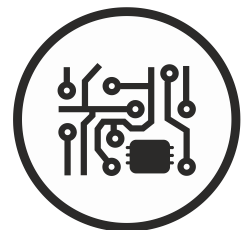
The PRD-26T is a fixed code remote, with frequency of 280 - 330 MHz. It is used as a replicator remote, with an easy replication and deletion procedure. It is suitable for use with up to 4 different channels.

## TECHNICAL CHARACTERISTICS

- 4 push buttons - 4 channel capability
- Power supply 12V - LR27A battery
- Operating temperature -20°C - 60°C
- Small size, made of ABS plastic shell



# CONTROL PANELS






# 34RW

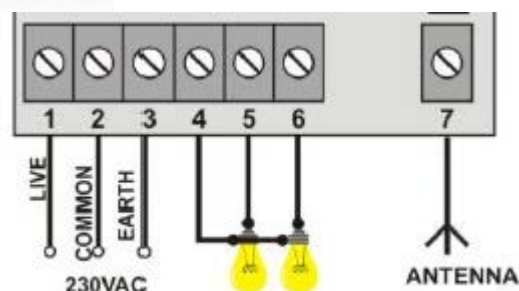
## Control board for lights 230V



The 34RW is a wireless light management control board for domestic or industrial use. It has the ability to manage two lighting zones, each of which has the capacity to consume up to 1000 watts. Easy to use and install.



TECHNICAL CHARACTERISTICS	34RW
POWER SUPPLY	230 VAC
TRANSMISSION FREQUENCY	433.92 MHz
MEMORY BOARD	150/channel
TEMPERATURE	-20°C + 60°C
SHELL DIMENSIONS	93X62X38 mm




AVAILABLE CODES	PS-34RW	PSR-34RW	PN-34RW
ENCODING	FIXED	ROLLING	ROLLING PN
FREQUENCY	433.92 MHz	433.92 MHz	433.92 MHz
COMPATIBLE REMOTE CONTROLS	PSD - 36T PS - 46T LP-5T	PSR - 15T PSR - 38T PSR - 25T S - 18T PSR - 46T LP-56T	PN - 46T LP-56T

# 3520

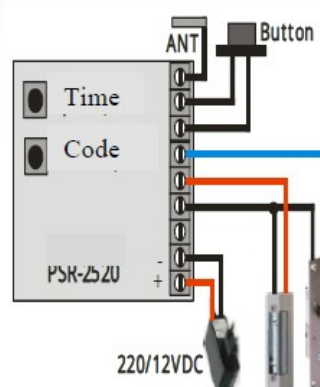
## Control board for electrical lock 12 VDC



The 3520 is a control board system which is suitable for remote control of all types of 12 VDC electric locks. It is used in all types of electric locks, carp, gate, or magnetic lock. It does not include a power supply.



TECHNICAL CHARACTERISTICS	3520
POWER SUPPLY	12 VDC
TRANSMISSION FREQUENCY	433.92 MHz
MEMOMY BOARD	300
TEMPERATURE	-20°C + 60°C
SHELL DIMENSIONS	93X62X38 mm





AVAILABLE CODES	PS-3520	PSR-3520	PN-3520
ENCODING	ΣΤΑΘΕΡΗ	ΚΥΛΙΟΜΕΝΗ	ΚΥΛΙΟΜΕΝΗ PN
FREQUENCY	433.92 MHz	433.92 MHz	433.92 MHz
COMPATIBLE REMOTE CONTROLS	PSD - 36T PS - 46T LP-56T	PSR - 15T PSR - 38T PSR - 25T S - 18T PSR - 46T LP-56T	PN - 46T LP-56T

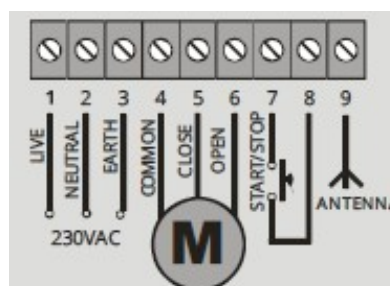
# 3020

## Control board for domestic/industrial roller shutters 230VAC

The 3020 is suitable for domestic or industrial roller motors up to 1000 watts. Upgraded in design, with modern construction materials. It has an external push button and is simple to install. Its small size gives installation flexibility.



TECHNICAL CHARACTERISTICS	3020
POWER SUPPLY	230 VAC
TRANSMISSION FREQUENCY	433.92 MHz
MEMORY BOARD	300
TEMPERATURE	-20°C + 60°C
DIMENSIONS	93X62X38 mm



AVAILABLE CODES	PS-3020	PSR-3020	PN-3020
ENCODING	FIXED	ROLLING	ROLLING PN
FREQUENCY	433.92 MHz	433.92 MHz	433.92 MHz
COMPATIBLE REMOTE CONTROLS	PSD - 36T PS - 46T LP-56t	PSR - 15T PSR - 38T PSR - 25T S - 18T PSR - 46T LP-56T	PN - 46T LP-56T



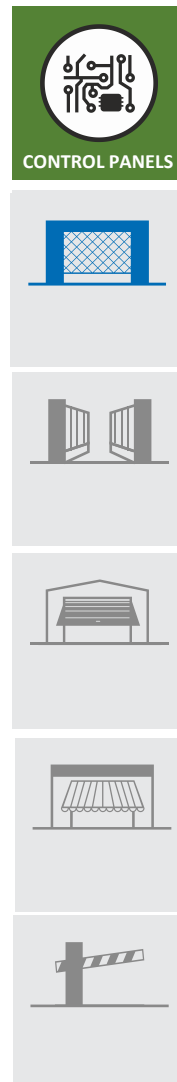
# 3025

## Control board for domestic rolling shutters 230VAC

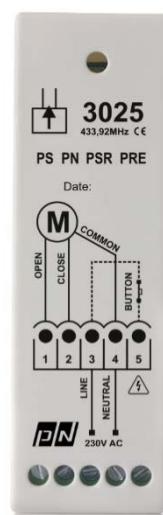
The 3025 is suitable for rolling shutter motors of up to 500 watts. Small in size, to be placed inside the rolling shutter box. Ideal for any installation condition.



We welcome the new hardware technology of control board Power Supply Without transformers!



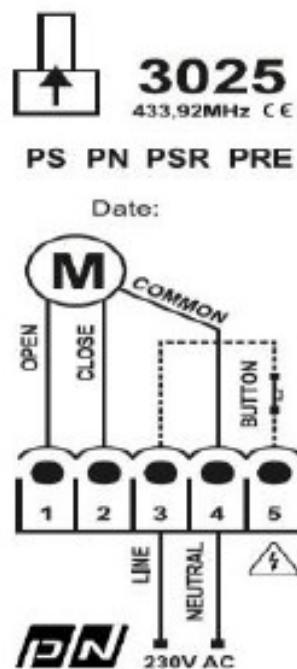
TECHNICAL CHARACTERISTICS	3025
POWER SUPPLY	230 VAC
MAXIMUM MOTOR POWER	500 WATT
TRANSMISSION FREQUENCY	433.92 MHz
MAXIMUM NUMBER OF REMOTES	300
EXTERNAL BUTTON	✓
ADJUSTABLE TRAVEL TIME	PRE- ADJUSTED TO 2 MINUTES
DUAL- CHANNEL CONTROL FUNCTION	✓
DEADMAN CONTROL FUNCTION	✓
OPERATIONAL TEMPERATURE	-20°C + 60°C
SHELL DIMENSIONS	135X100X44 mm



# 3025

## Control board for domestic rolling shutters 230VAC

The control board memory can accept up to 300 remote controls. Reliable and resistant to time. Transmission frequency 433.92 MHz.




AVAILABLE CODES	PS-3025	PSR-3025	PN-3025	PRE-3025
ENCODING	FIXED	ROLLING	ROLLING PN	15 CHANNEL
FREQUENCY	433.92 MHz	433.92 MHz	433.92 MHz	433.92 MHz
COMBATIBLE REMOTES	PSD - 36T PS - 46T LP-56T	PSR - 15T PSR - 38T PSR - 25T S - 18T PSR - 46T LP-56T	LP-56T PN - 46T	PRE-15

# 3423

## Sliding gate or rolling shutter control board 230 VAC

The 3423 is a sliding and rolling shutter control board. It is suitable for sliding gate or roller shutter motors for domestic or industrial use of up to 1200 watts. Modernized in its construction with a state-of-the-art processor.



CONTROL PANELS



TECHNICAL CHARACTERISTICS	3423
POWER SUPPLY	230 VAC
MAXIMUM MOTOR POWER	1200 WATT
TRANSMISSION FREQUENCY	433.92 MHz
MAXIMUM NUMBER OF REMOTES	300
EXTERNAL BUTTON	✓
ADJUSTABLE TRAVEL TIME	1-180 sec
PHOTOCELL INPUT	✓
DOUBLE ADJUSTABLE AUTOMATIC CLOSING	1-180 sec
AUTOMATIC PEDESTRIAN MODE	✓
LIGHT	✓
OPERATIONAL TEMPERATURE	-20°C + 60°C
SHELL DIMENSIONS	135X100X44 mm

It has a photocell input, automatic closing, external push button, LED indicators for photocell operation and automatic change of motor direction by switch selection. Possibility to adjust travel time and automatic closing from 1-180 seconds.



# 3423

## Sliding gate or rolling shutter control board 230 VAC

The control board's memory can accept up to 300 remote controls. Reliable and resistant to time. Transmission frequency 433.92 MHz.

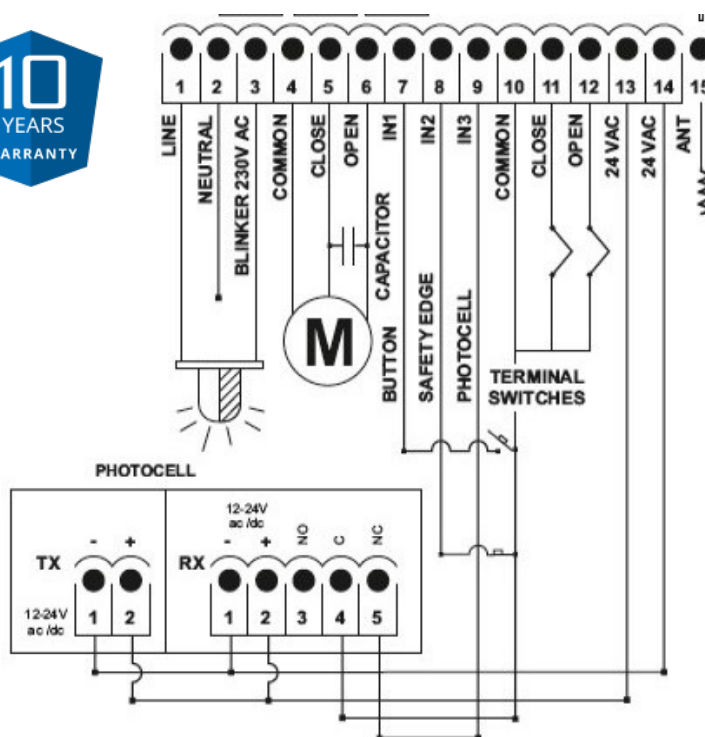



CONTROL PANELS



AVAILABLE CODES	PS-3423	PSR-3423	PN-3423
ENCODING	FIXED	ROLLING	ROLLINGPN
FREQUENCY	433.92 MHz	433.92 MHz	433.92 MHz
COMBATIBLKE REMOTES	PSD - 36T PS - 46T LP-56T	PSR - 15T PSR - 38T PSR - 25T S - 18T PSR - 46T LP-56T	LP-56T PN - 46T

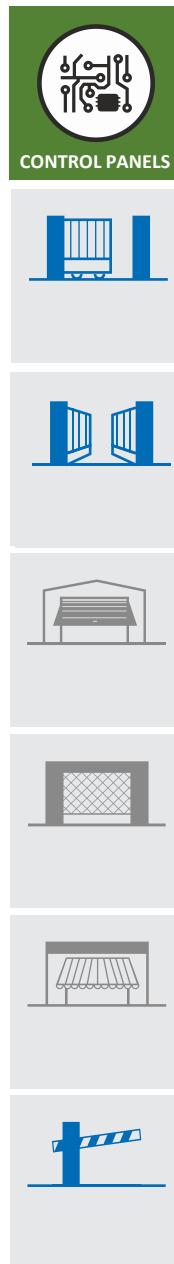

### WIRING DIAGRAM



# 3433

## Control board for sliding gate, barrier 230VAC

The 3433 is a control board for sliding gate and barrier. Suitable for motors up to 1200 watts. Sophisticated in its construction design, using the latest materials.



TECHNICAL CHARACTERISTICS	3433
POWER SUPPLY	230 VAC
MAXIMUM MOTOR POWER	1200 WATT
TRANSMISSION FREQUENCY	433.92 MHz
MAXIMUM NUMBER OF REMOTES	300
EXTERNAL BUTTON	✓
ADJUSTABLE TRAVEL DURATION	1-180 sec
PHOTOCELL INPUT	✓
DOUBLE ADJUSTABLE AUTOMATIC CLOSING	1-180 sec
AUTOMATIC PEDESTRIAN MODE	✓
LIGHT	✓
OPERATIONAL TEMPERATURE	-20°C + 60°C
SHELL DIMENSIONS	135X100X44 mm

It has an external button, input for photocell, automatic closing, terminal switches, operation LEDs for photocell and terminal switches. It also has a brake function, slow motion adjustment and automatic motor speed change via a switch. The motor power is adjusted by the control board trimmer.

# 3433

## Control board for sliding gate, barrier 230VAC

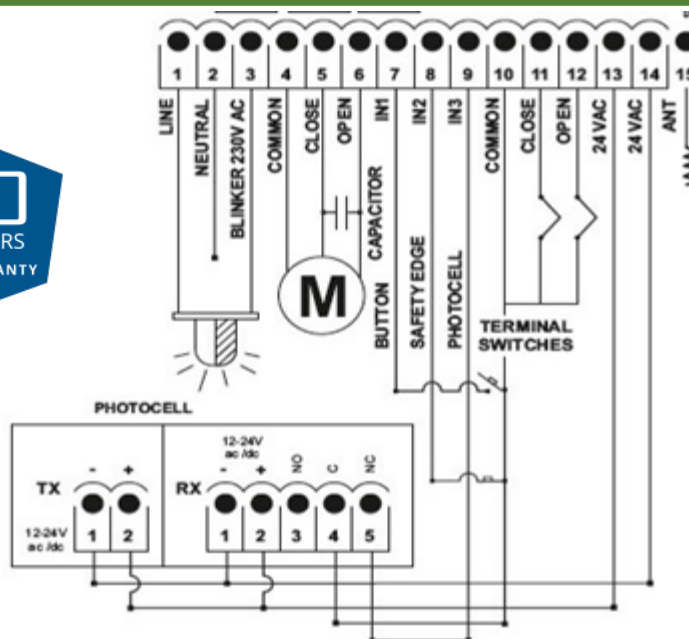


CONTROL PANELS



AVAILABLE CODES	PS-3433	PSR-3433	PN-3433
ENCODING	FIXED	ROLLING	ROLLING PN
FREQUENCY	433.92 MHz	433.92 MHz	433.92 MHz
COMBATIBLE REMOTES	PSD - 36T PS - 46T LP-56T	PSR - 15T PSR - 38T PSR - 25T S - 18T PSR - 46T LP-56T	PN - 46T LP-5T

### WIRING DIAGRAM



# 3414

## Control board for 2 motors 230VAC

The 3414 is a complete control board system suitable for the simultaneous operation of two motors. It is intended for double sliding or opening gates, as well as double access control bars. Sophisticated in its construction design, with state-of-the-art materials and state-of-the-art processor. Suitable for motors up to 2400 watts in total. Reliable, powerful, easy to program its functions.



TECHNICAL CHARACTERISTICS	3414
POWER SUPPLY	230 VAC
MAXIMUM MOTOR POWER	2400 WATT total
TRANSMISSION FREQUENCY	433.92 MHz
MAXIMUM NUMBER OF REMOTES	300
EXTERNAL BUTTON	✓
ADJUSTABLE TRAVEL DURATION	1-180 sec
PHOTOCELL INPUT	✓
DOUBLE ADJUSTABLE AUTOMATIC CLOSING	1-180 sec
AUTOMATIC PEDESTRIAN MODE	✓
BEACON-LIGHT	✓
FUNCTIONAL TEMPERATURE	-20°C + 60°C
CELL DIMENSIONS	119X30X35 mm


It has external pushbuttons, input for two photocells with 12V or 24V power supply, slow motion, terminal switches, delay between two sheets, pedestrian mode, lighthouse/light output and socket for electric lock up to 5A. The power adjustment of the motors is carried out by the trimmer of the control board system.



# 3414

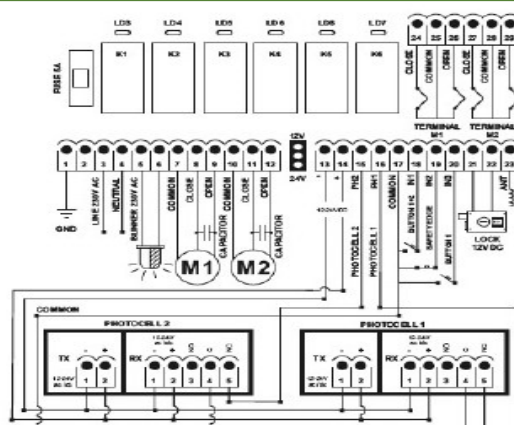
## Control board for 2 motors 230VAC

The control board's memory can accept up to 300 remote controls. Reliable with time resistance. Transmission frequency of 433.92 MHz.



AVAILABLE CODES	PS-3414	PSR-3414	PN-3414
ENCODING	FIXED	ROLLING	ROLLINGPN
FREQUENCY	433.92 MHz	433.92 MHz	433.92 MHz
COMBATIBLE REMOTES	PSD - 36T PS - 46T LP-56T	PSR - 15T PSR - 38T PSR - 25T S - 18T PSR - 46T LP-56T	PN - 46T LP-56T

### WIRING DIAGRAM



# 4033

## LCD control board rolling shutters, sliding gates, barriers 230 VAC

The 4033 belongs to the Profelmnet 40 series of control board systems with LCD display. A combination of technology, innovation and upgraded functions. The 4033 is a control board suitable for industrial roller shutters, sliding gates, sliding bars as well as single-leaf swing gates.

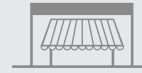


TECHNICAL CHARACTERISTICS	4033
POWER SUPPLY	230 VAC
MAXIMUM MOTOR POWER	1200 WATT
TRANSMISSION FREQUENCY	433.92 MHz
MAXIMUM NUMBER OF REMOTES	300
LOCKING PIN	✓
ADJUSTABLE TRAVEL DURATION	1-180 sec
PHOTOCELL INPUT	✓
PEDESTRIAN MODE	✓
BREAK CHOICE	✓
SLOW MOTION MODE	✓
AUTOMATIC CLOSING	1-180 sec
SAFETY CONTACT	✓
BEACON-LIGHT	✓
OPERATIONAL TEMPERATURE	-20°C + 60°C
SHELL DIMENSIONS	9.5cm X 4.5cm X13cm

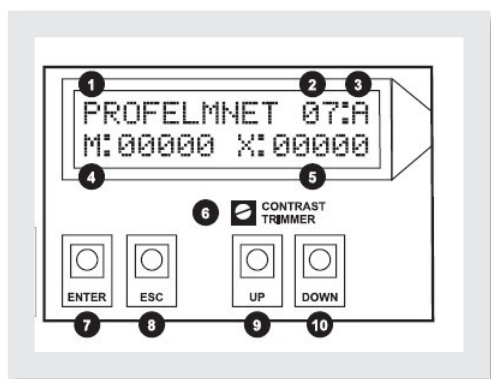
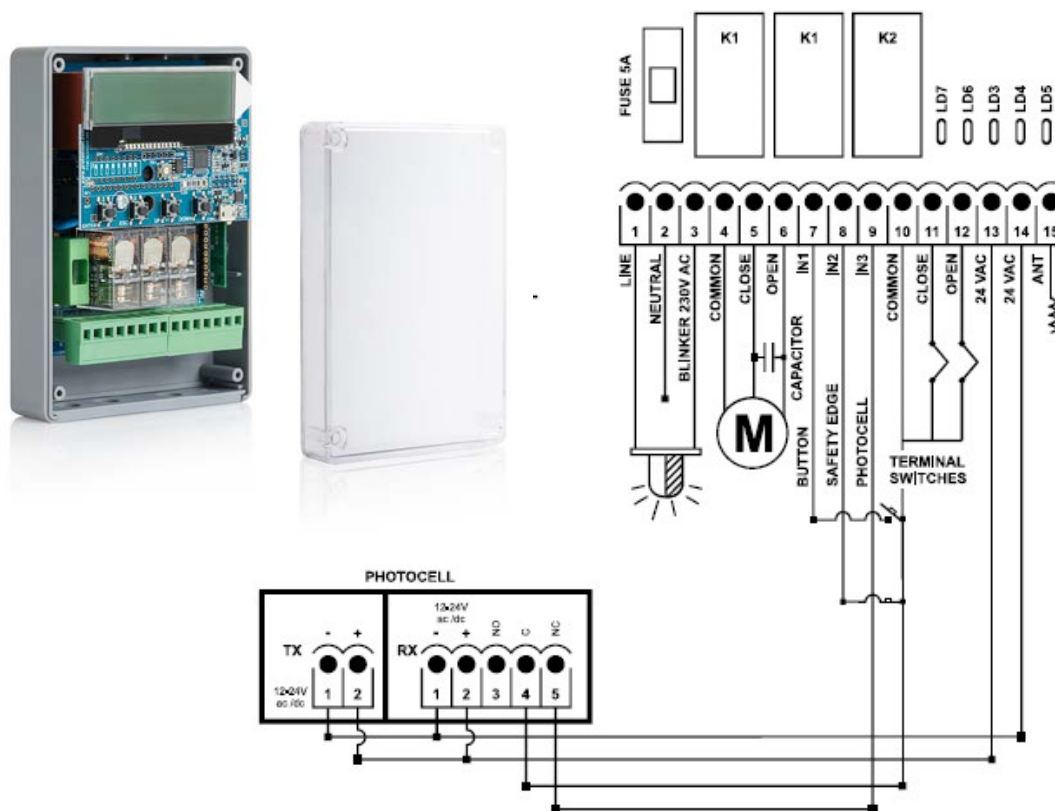


## LCD control board rolling shutters, sliding gates, barriers 230 VAC

The control board's memory can accept up to 300 remote controls.  
Transmission frequency 433,92MHz.



## WIRING DIAGRAM




The 4033 has an LCD display through which the user can select all the settings and programming of the control board functions, easily and quickly. The user has the ability to customize the control board as they wish according to the conditions of their installation.

The user can use the control board's locking PIN for maximum security.

# 4050

## LCD one motor control board 24VDC

The 4050 belongs to the Profelmnet 40 series of control board systems with LCD display. A combination of technology, innovation and upgraded functions. The 4050 is a control board suitable for sliding gates, overhead garage gates, overhead bars as well as single leaf swinging gates with 24VDC power supply motor.



TECHNICAL CHARACTERISTICS	4050
POWER SUPPLY	24 VDC
MAXIMUM MOTOR POWER	200 WATT
TRANSMISSION FREQUENCY	433.92 MHz
MAXIMUM NUMBER OF REMOTES	300
LOCKING PIN	✓
ADJUSTABLE TRAVEL DURATION	1-180 sec
PHOTOCELL INPUT	✓
AMBEROSTOP SENSITIVITY	✓
BREAK CHOICE	✓
SLOW MOTION MODE	✓
AUTOMATIC CLOSING	1-180 sec
SAFETY CONTACT	✓
LIGHT	✓
OPERATIONAL TEMPERATURE	-20°C + 60°C
SHELL DIMENSIONS	9.5cm X 4.5cm X13cm



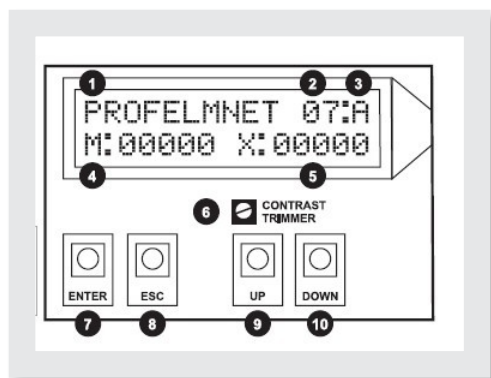
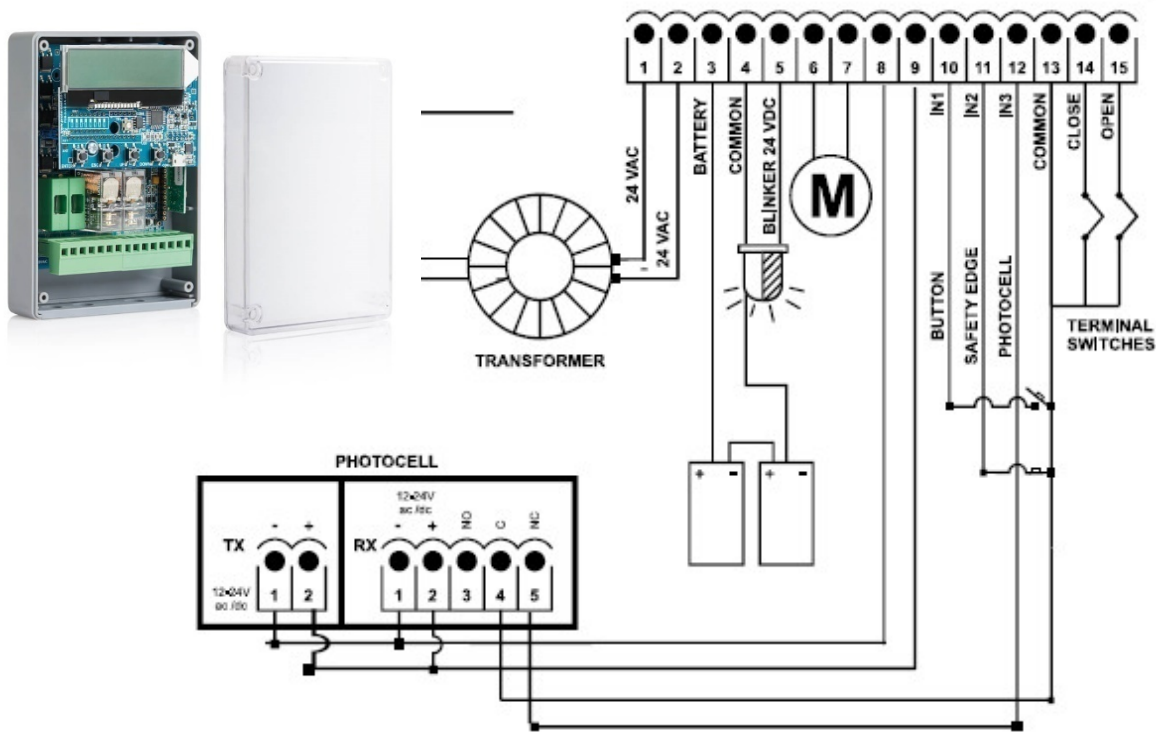


# 4050

## LCD one motor control board 24VDC

The control board's memory accepts up to 300 remote controls. Transmission frequency 433.92MHz.

### WIRING DIAGRAM



The 4050 has an LCD screen through which the user can select all the settings and programming of the control board functions, easily and quickly. The user has the ability to customize the control board as they wish according to the conditions of their installation.

The user can use the control board's locking PIN for maximum security.



# 4114

## LCD control board 2 motors 230 VAC

The 4114 belongs to the Profelmnet 40 series of control board systems with LCD display. A combination of technology, innovation and upgraded functions. The 4114 is a control board suitable for the simultaneous operation of 2 motors. It is intended for double sliding or swinging gates as well as double access control bars 230 VAC.



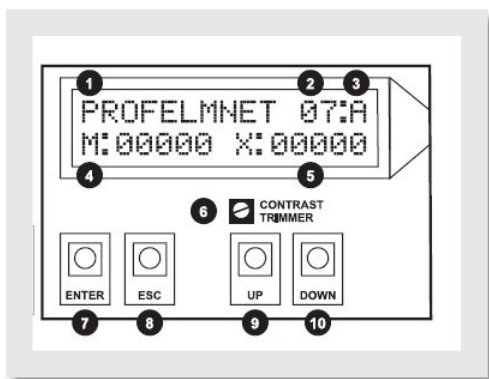
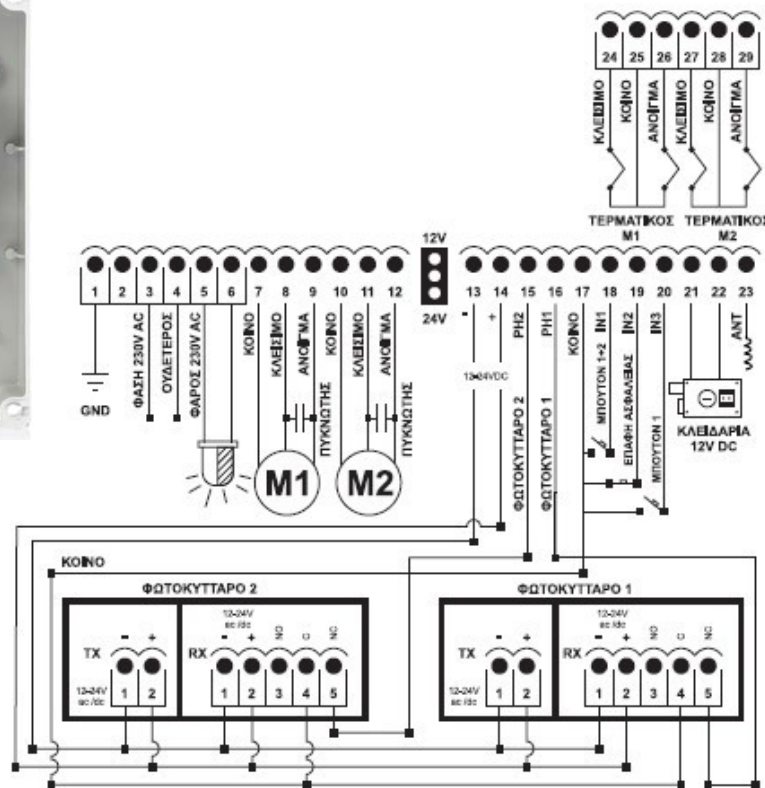
TECHNICAL CHARACTERISTICS	4114
POWER SUPPLY	230 VAC
MAXIMUM MOTOR POWER	2400 WATT στο σύνολο
TRANSMISSION FREQUENCY	433.92 MHz
MAXIMUM NUMBER OF REMOTES	300
LOCKING PIN	✓
ADJUSTABLE TRAVEL DURATION	1-180 sec
PHOTOCELL INPUT	✓
AMBEROSTOP SENSITIVITY	✓
BREAK CHOICE	✓
SLOW MOTION MODE	✓
AUTOMATIC CLOSING	1-180 sec
SAFETY CONTACT	✓
LIGHT	✓
OPERATIONAL TEMPERATURE	-20°C + 60°C
SHELL DIMENSIONS	11,9cm X 3.5cm X3cm

# 4114

## LCD control board 2 motors 230 VAC

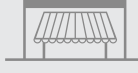
The control board's memory can accept up to 300 remote controls.  
Transmission frequency 433,92MHz.

### WIRING DIAGRAM



The 4114 has an LCD display through which the user can select all the settings and programming of the control board functions, easily and quickly. The user has the ability to customize the control board as they wish according to the conditions of their installation.

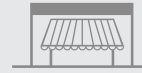
The user can use the control board's locking PIN for maximum security.



# 4150

## LCD control board 2 motors 24 VDC

The 4150 belongs to the Profelmnet 40 series of control board with LCD display. A combination of technology, innovation and upgraded functions. The 4150 is a control board suitable for the simultaneous operation of 2 motors. It is intended for double sliding or swinging gates, as well as double access control bars 24 VDC.




TECHNICAL CHARACTERISTICS	4150
POWER SUPPLY	24VDC
MAXIMUM MOTOR POWER	400 WATT σύνολο
TRANSMISSION FREQUENCY	433.92 MHz
MAXIMUM NUMBER OF REMOTES	300
LOCKING PIN	✓
ADJUSTABLE TRAVEL DURATION	1-180 sec
PHOTOCELL INPUT	✓
AMBEROSTOP SENSITIVITY	✓
BREAK CHOICE	✓
SLOW MOTION MODE	✓
AUTOMATIC CLOSING	1-180 sec
SAFETY CONTACT	✓
LIGHT	✓
OPERATIONAL TEMPERATURE	-20°C + 60°C
SHELL DIMENSIONS	11,9cm X 3.5cm X3cm

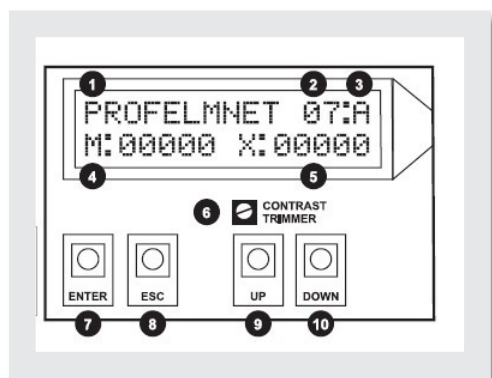
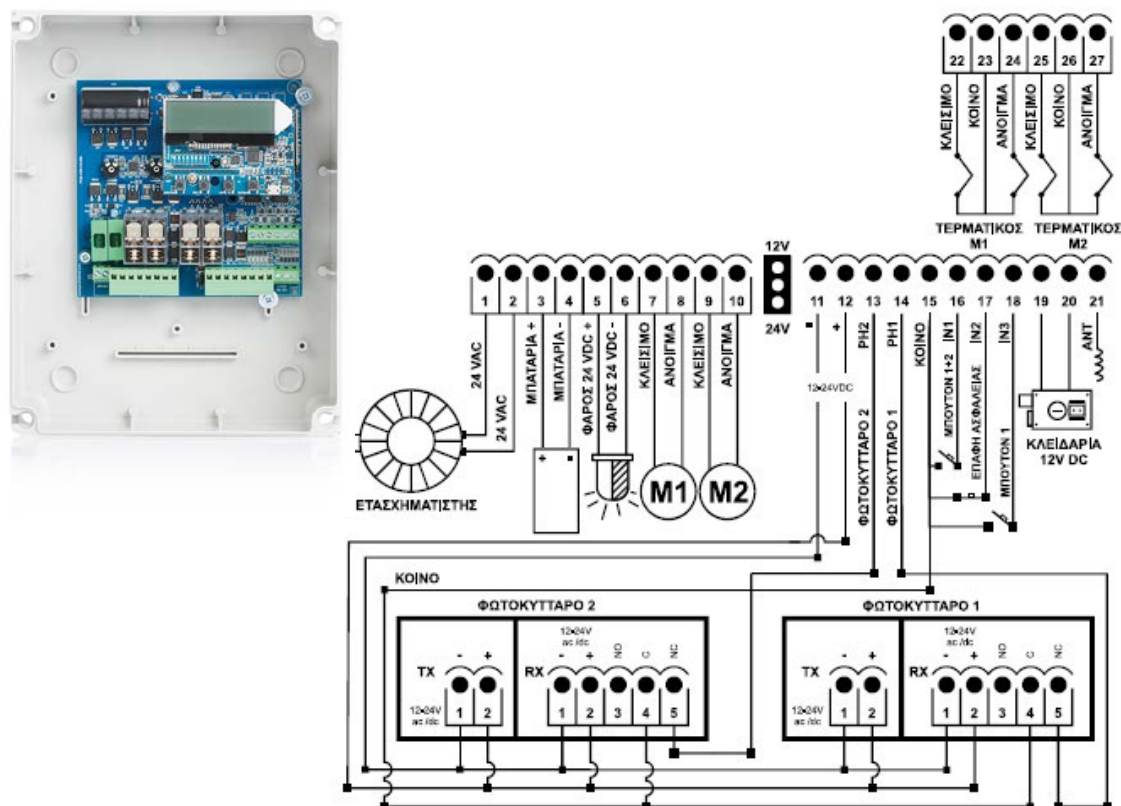


## LCD control board 2 motors 24 VDC

The control board memory accepts up to 300 remote controls. Transmission frequency 433,92MHz.



## WIRING DIAGRAM



The 4150 has an LCD display through which the user can select all the settings and programming of the control board functions, easily and quickly. The user has the ability to customize the control board as they wish according to the conditions of their installation.

The user can use the control board's locking PIN for maximum security.

# 5033

## Bluetooth control board 1 motor 230 VAC

The 50 series is Profelmnet's complete control board series with BLUETOOTH technology. It is combined with the Profelmnet Easy Tech app, which is available on ANDROID and IOS. Through the Profelmnet Easy Tech app, the user is able to set all control board functions from their mobile phone, tablet or computer.



TECHNICAL CHARACTERISTICS	5033
POWER SUPPLY	230 VAC
MAXIMUM MOTOR POWER	1200 WATT
TRANSMISSION FREQUENCY	433.92 MHz
MAXIMUM NUMBER OF REMOTES	300
LOCKING PIN	✓
ADJUSTABLE TRAVEL DURATION	1-180 sec
PHOTOCELL INPUT	✓
AMBERSTOP SENSITIVITY	✓
BREAK CHOICE	✓
SLOW MOTION MODE	✓
AUTOMATIC CLOSING	1-180 sec
SAFETY CONTACT	✓
LIGHT	✓
OPERATIONAL TEMPERATURE	-20°C + 60°C
SHELL DIMENSIONS	9.5cm X 4.5cm X13cm




NEA ΣΕΙΡΑ 50  
EASY TECH  
ΜΕ ΕΦΑΡΜΟΓΗ Bluetooth

# 5033

## Bluetooth control board 1 motor 230 VAC

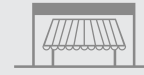

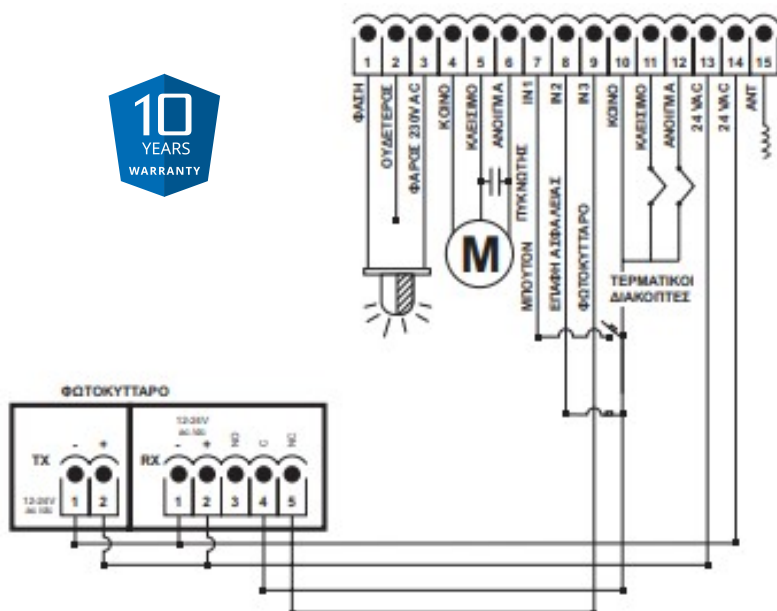
The EASY TECH application is available on IOS and Android



Through the EASY TECH application, the user selects all the settings and programming of the control board functions easily and quickly. The user has the possibility to adapt the control board as they wish according to the conditions of their installation.

The user can use the lock PIN of the control board for maximum security. Easy. Fast. Reliable.

### WIRING DIAGRAM



# 5050

## Bluetooth control board 1 motor 24 VDC

The 50 series is Profelmnet's complete control board series with BLUETOOTH technology. It is combined with the Profelmnet Easy Tech app, which is available on ANDROID and IOS. Through the Profelmnet Easy Tech app, the user is able to set all control board functions from their mobile phone, tablet or computer.



TECHNICAL CHARACTERISTICS	5050
POWER SUPPLY	24 VDC
MAXIMUM MOTOR POWER	200 WATT
TRANSMISSION FREQUENCY	433.92 MHz
MAXIMUM NUMBER OF REMOTES	300
LOCKING PIN	✓
ADJUSTABLE TRAVEL DURATION	1-180 sec
PHOTOCELL INPUT	✓
AMBEROSTOP SENSITIVITY	✓
BREAK CHOICE	✓
SLOW MOTION MODE	✓
AUTOMATIC CLOSING	1-180 sec
SAFETY CONTACT	✓
LIGHT	✓
OPERATIONAL TEMPERATURE	-20°C + 60°C
SHELL DIMENSIONS	9.5cm X 4.5cm X13cm



NEA ΣΕΙΡΑ 50  
EASY TECH  
ΜΕ ΕΦΑΡΜΟΓΗ Bluetooth



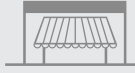
# 5050

## Bluetooth control board 1 motor 24 VDC



The EASY TECH application is available on IOS and Android



CONTROL PANELS




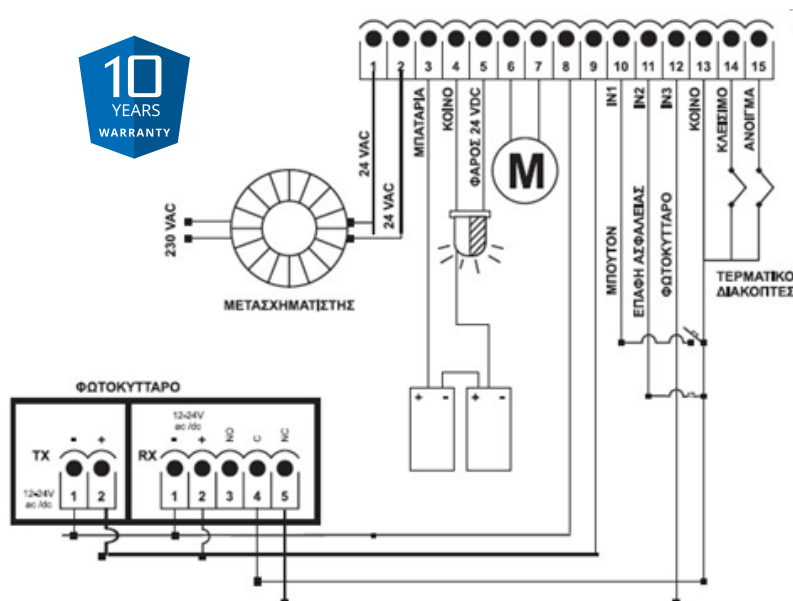
EASY TECH app



Through the EASY TECH application, the user selects all the settings and programming of the control board functions easily and quickly. The user has the possibility to adapt the control board as they wish according to the conditions of their installation.

The user can use the lock PIN of the control board for maximum security. Easy. Fast. Reliable.


### WIRING DIAGRAM



# 5114

## Bluetooth control board 2 motors 230 VAC

The 50 series is Profelmnet's complete control board series with BLUETOOTH technology. It is combined with the Profelmnet Easy Tech app, which is available on ANDROID and IOS. Through the Profelmnet Easy Tech app, the user is able to set all control board functions from their mobile phone, tablet or computer.



TECHNICAL CHARACTERISTICS	5114
POWER SUPPLY	230 VAC
MAXIMUM MOTOR POWER	2400 WATT στο σύνολο
TRANSMISSION FREQUENCY	433.92 MHz
MAXIMUM NUMBER OF REMOTES	300
LOCKING PIN	✓
ADJUSTABLE TRAVEL DURATION	1-180 sec
PHOTOCELL INPUT	✓
AMBEROSTOP SENSITIVITY	✓
BREAK CHOICE	✓
SLOW MOTION MODE	✓
AUTOMATIC CLOSING	1-180 sec
SAFETY CONTACT	✓
LIGHT	✓
OPERATIONAL TEMPERATURE	-20°C + 60°C
SHELL DIMENSIONS	11,9cm X 3.5cm X3cm




ΝΕΑ ΣΕΙΡΑ 50  
EASY TECH  
ΜΕ ΕΦΑΡΜΟΓΗ Bluetooth

# 5114

## Bluetooth control board 2 motors 230 VAC



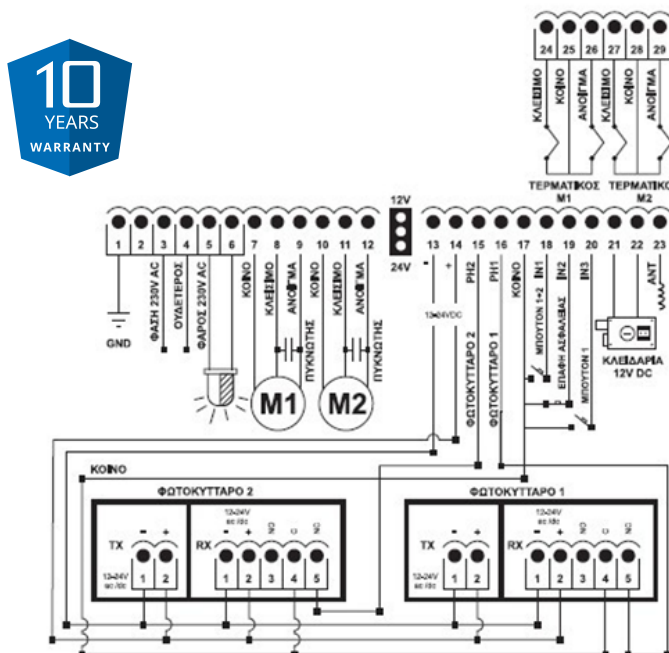
The EASY TECH application is available on IOS and Android



Through the EASY TECH application, the user selects all the settings and programming of the control board functions easily and quickly. The user has the possibility to adapt the control board as they wish according to the conditions of their installation.

The user can use the lock PIN of the control board for maximum security. Easy. Fast. Reliable.

### WIRING DIAGRAM






# 5150

## Bluetooth control board 2 motors 24 VDC

The 50 series is Profelmnet's complete control board series with BLUETOOTH technology. It is combined with the Profelmnet Easy Tech app, which is available on ANDROID and IOS. Through the Profelmnet Easy Tech app, the user is able to set all control board functions from their mobile phone, tablet or computer.



TECHNICAL CHARACTERISTICS	5150
POWER SUPPLY	24 VDC
MAXIMUM MOTOR POWER	2400 WATT στο σύνολο
TRANSMISSION FREQUENCY	433.92 MHz
MAXIMUM NUMBER OF REMOTES	300
LOCKING PIN	✓
ADJUSTABLE TRAVEL DURATION	1-180 sec
PHOTOCELL INPUT	✓
AMBEROSTOP SENSITIVITY	✓
BREAK CHOICE	✓
SLOW MOTION MODE	✓
AUTOMATIC CLOSING	1-180 sec
SAFETY CONTACT	✓
LIGHT	✓
OPERATIONAL TEMPERATURE	-20°C + 60°C
SHELL DIMENSIONS	11,9cm X 3.5cm X3cm



NEA ΣΕΙΡΑ 50  
EASY TECH  
ΜΕ ΕΦΑΡΜΟΓΗ Bluetooth



# 5150



## Bluetooth control board 2 motors 24 VDC

The EASY TECH application is available on IOS and Android

EASY TECH app

Download on the  
App Store



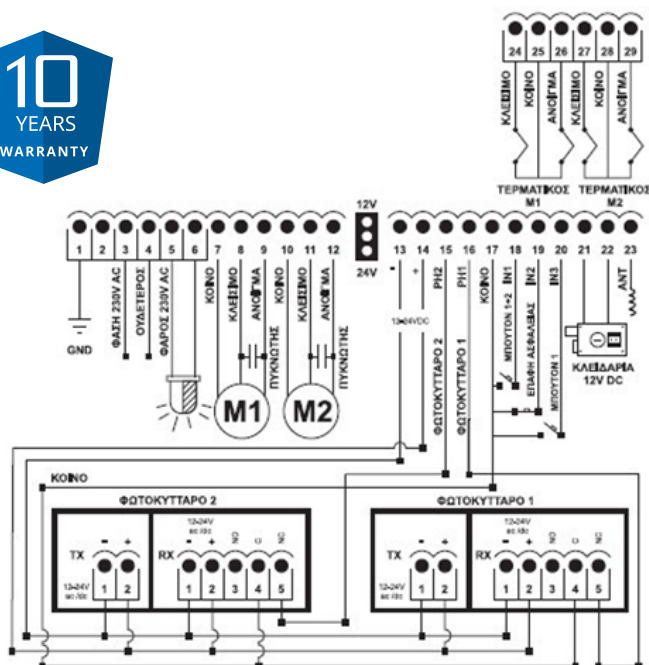
GET IT ON  
Google play



Through the EASY TECH application, the user selects all the settings and programming of the control board functions easily and quickly. The user has the possibility to adapt the control board as they wish according to the conditions of their installation.

The user can use the lock PIN of the control board for maximum security. Easy. Fast. Reliable.

### WIRING DIAGRAM




# RECEIVERS





# 33RS

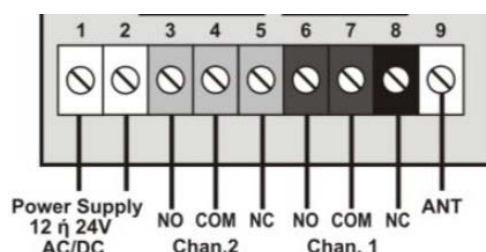
## Single-channel receiver 12 or 24V AC/DC



The 33RS is an external single channel receiver. It has a pushon/off function. It accepts up to 300 remotes and has a choice of 12V or 24V AC/DC power supply. Easy programming of controls and high frequency RF control capability.




TECHNICAL CHARACTERISTICS	33RS
POWER SUPPLY	12 η 24V AC/DC
TRANSMISSION FREQUENCY	433.92 MHz
MAXIMUM NUMBER OF REMOTES	300/ channel
OPERATIOAL TEMPERATURE	-20°C + 60°C
SHELL DIMENSIONS	93X62X38 mm



AVAILABLE CODES	PS-33RS	PSR-33RS	PN-33RS
ENCODING	FIXED	ROLLING	ROLLING PN
FREQUENCY	433.92 MHz	433.92 MHz	433.92 MHz
COMPATIBLE REMOTES	PSD - 36T PS - 46T LP-5T	PSR - 15T PSR - 38T PSR - 25T S - 18T PSR - 46T LP-56T	PN - 46T LP-56T

# PSRD-13R

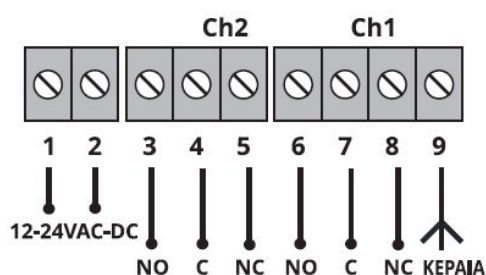
Single channel 12 or 24V AC/DC



The PSRD-13R is an external open rolling receiver. It is capable of simultaneously accepting Profelmnet and other manufacturers' rolling code remotes. The control board memory is for up to 300 remote controls. Transmission frequency 433,92MHz.




TECHNICAL CHARACTERISTICS	PSRD-13R
POWER SUPPLY	12 η 24V AC/DC
TRANSMISSION FREQUENCY	433.92 MHz
MAXIMUM NUMBER OF REMOTES	300 / channel
OPERATIOAL TEMPERATURE	-20°C + 60°C
SHELL DIMENSIONS	58X34X20 mm






# 34RS

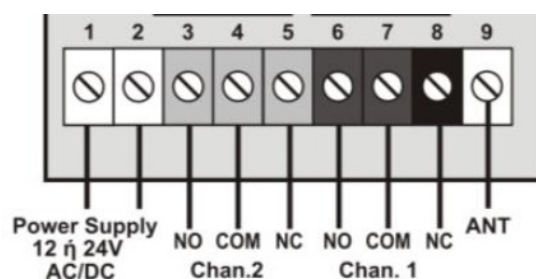
## 12 or 24V AC/DC two-channels receiver



The 34RS is a two-channel external receiver. It has a pushon/off function. It accepts up to 150 remotes per channel and has a choice of 12V or 24V AC/DC power supply.



TECHNICAL CHARACTERISTICS	34RS
POWER SUPPLY	12 η 24V AC/DC
TRANSMISSION FREQUENCY	433.92 MHz
MAXIMUM NUMBER OF REMOTES	150 / channel
OPERATIOAL TEMPERATURE	-20°C + 60°C
SHELL DIMENSIONS	93X62X38 mm



AVAILABLE CODES	PS-34RS	PSR-34RS	PN-34RS
ENCODING	FIXED	ROLLING	ROLLING PN
FREQUENCY	433.92 MHz	433.92 MHz	433.92 MHz
COMPATIBLE REMOTES	PSD - 36T PS - 46T LP-5T	PSR - 15T PSR - 38T PSR - 25T S - 18T PSR - 46T LP-56T	PN - 46T LP-56T

# 16RS

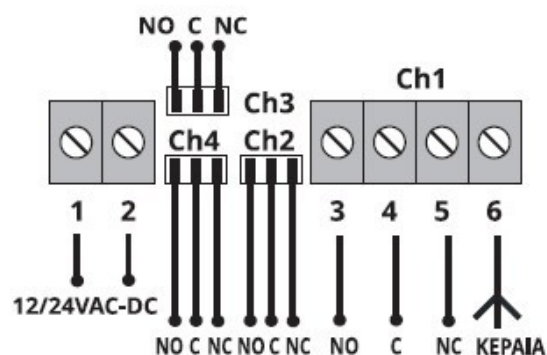
## Four-channel receiver 12 or 24V AC/DC



The 16RS is a four-channel external receiver. It has a pushon/off function. It accepts up to 1 remote control per channel and has a choice of 12V or 24V AC/DC power supply.




TECHNICAL CHARACTERISTICS	16RS
POWER SUPPLY	12 η 24V AC/DC
TRANSMISSION FREQUENCY	433.92 MHz
MAXIMUM NUMBER OF REMOTES	1 / channel
OPERATIOAL TEMPERATURE	-20°C + 60°C
SHELL DIMENSIONS	93X62X38 mm



AVAILABLE CODES	PS-16RS
ENCODING	FIXED
FREQUENCY	433.92 MHz
COMPATIBLE REMOTES	PSD - 36T PS - 46T LP-5T

# WF-17

## WIFI receiver



The WF-17 receiver is an external wifi receiver that allows us to manage all the devices in our home using the internet of our mobile phone. By connecting the receiver to the devices we want to operate, using the application of the program, all the commands we want are given through our mobile phone with a single tap, without any charge. The only requirement is our connection to an internet network. Easy to use, simple to connect, adapted to the receiver, can support up to 2 different devices.



TECHNICAL CHARACTERISTICS	WF-17
POWER SUPPLY	100-240V
VOLTAGE	AC 100-250V
CURRENT	16A
WIFI PROTOCOL	WEP WPA/WPA 2
SHELL DIMENSIONS	90X40X25 mm



# MOTORS

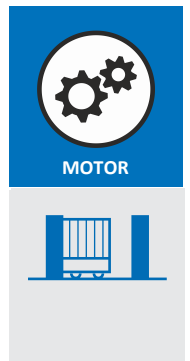




# STRIKE

Motor for sliding gate up to 800 kg


STRIKE is an italian motor ,suitable for sliding gates weighing up to 800 kg. It is powerful, silent with an elegant design. Internally, it is made of cast aluminium and bronze gears.



Internally the motor contains the Profelmnet control board system connected, providing all the necessary and more features for the correct operation of the electric sliding gate. It is available in two different models, depending on the weight of the gate. Strike 5 is for sliding gates weighing up to 500 kg and Strike 8 up to 800 kg.

**The motor comes with a 6 year warranty.**

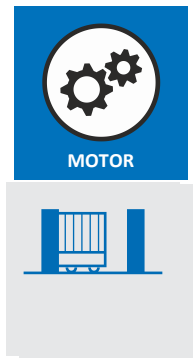
TECHNICAL CHARACTERISTICS	Strike - 5	Strike -8	Strike -6
MAXIMUM GATE WEIGHT	500KG	800KG	600KG
POWER SUPPLY	230VAC	230VAC	24VDC
POWER	250WATT	350WATT	80WATT
MOTOR SPEED	1400RPM	1400RPM	1600RPM
OPENING SPEED	10,50m/min	10,50m/min	11m/min
MOTOR STRENGTH	350N	440N	300N



# TRITON

**Motor for sliding gate up to 2000 kg**

TRITON is the new Profelmnet range of sliding motors suitable for sliding gates weighing up to 2000 kg. It is powerful, silent with an elegant design. Internally it is made of cast aluminium and bronze gears.

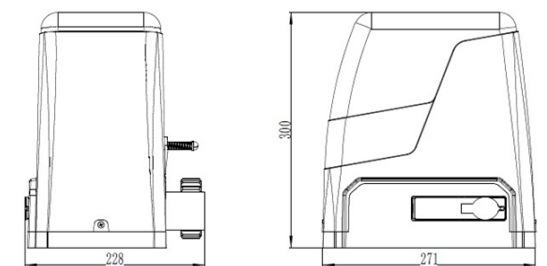


Internally the motor contains the Profelmnet control board system connected, providing all the necessary and more features for the correct operation of the electric sliding gate. It is available in four different models, depending on the weight of the gate.

**The motor comes with a 6 year warranty.**



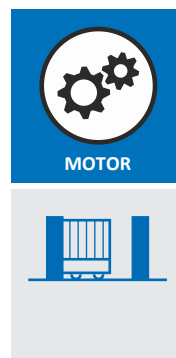
TECHNICAL CHARACTERISTICS	Triton - 6	Triton - 8	Triton-15	Triton-20
MAXIMUM GATE WEIGHT	600KG	800KG	1500KG	2000KG
POWER SUPPLY	230VAC	230VAC	230VAC	230VAC
POWER	280WATT	370WATT	550WATT	750WATT
MOTOR SPEED	1400RPM	1400RPM	1400RPM	1400RPM
OPENING SPEED	11-13m/min	11-130m/min	11-13m/min	11-13m/min
OPERATIONAL TEMPERATURE	-20°C + 70°C	-20°C + 70°C	-20°C + 70°C	-20°C + 70°C
PACKAGING WEIGHT	15KG	15KG	17KG	18KG



# MOVER

Motor for sliding gate up to 1500 kg

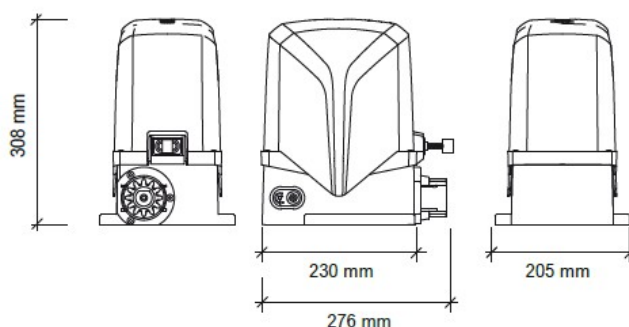
MOVER is suitable for sliding gates weighing up to 1500 kg. Power supply 230V AC.



Internally the motor contains the Profelmnet control board system connected, providing all the necessary and more features for the correct operation of the electric sliding gate.

**The motor comes with a 6 year warranty.**

TECHNICAL CHARACTERISTICS	MOVER 5	MOVER 8	MOVER 15
MAXIMUM GATE WEIGHT	500KG	800KG	1500 KG
POWER SUPPLY	230VAC	230VAC	230VAC
POWER	250WATT	300WATT	600WATT
MOTOR SPEED	1400RPM	1400RPM	1400RPM
OPENING SPEED	8,50m/min	8,50m/min	8,50m/min
MOTOR STRENGTH	350N	440N	1000N



# NOPTON-2500

Motor for sliding gate up to 2500 kg

NORTON - 2500 is suitable for sliding gates weighing up to 2500 kg. Power supply 230V AC. Oil motor.

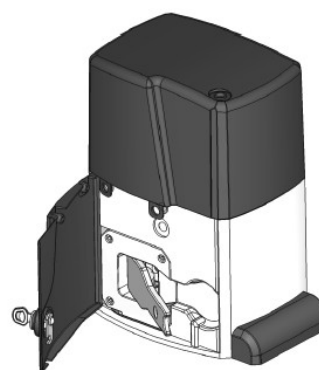
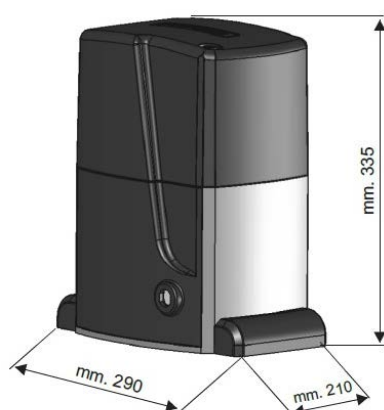


Internally the motor contains the Profelmnet control board system connected, providing all the necessary and more features for the correct operation of the electric sliding gate.

**The motor comes with a 2 year warranty.**



TECHNICAL CHARACTERISTICS	NORTON-2500
MAXIMUM GATE WEIGHT	2500 KG
POWER SUPPLY	230VAC
POWER	950WATT
MOTOR SPEED	1400RPM
OPENING SPEED	9,60m/min
MOTOR TYPE	OIL-FREQUENT USE





# MOTORS



# ASTER

**Motor for opening gate up to 3,50M**

ASTER is an italian motor for opening gates. Easy to install and quiet in operation. It is made of aluminium and has a very easy manual operation.




MOTOR

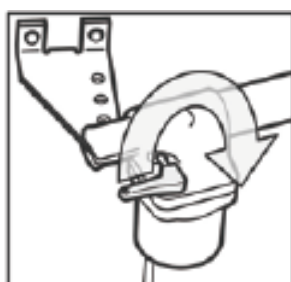


Aster 3: Closed = 665 / Open = 980  
Aster 4: Closed = 765 / Open = 1180

Aster 5: Closed = 865 / Open = 1380  
Aster 6: Closed = 965 / Open = 1580



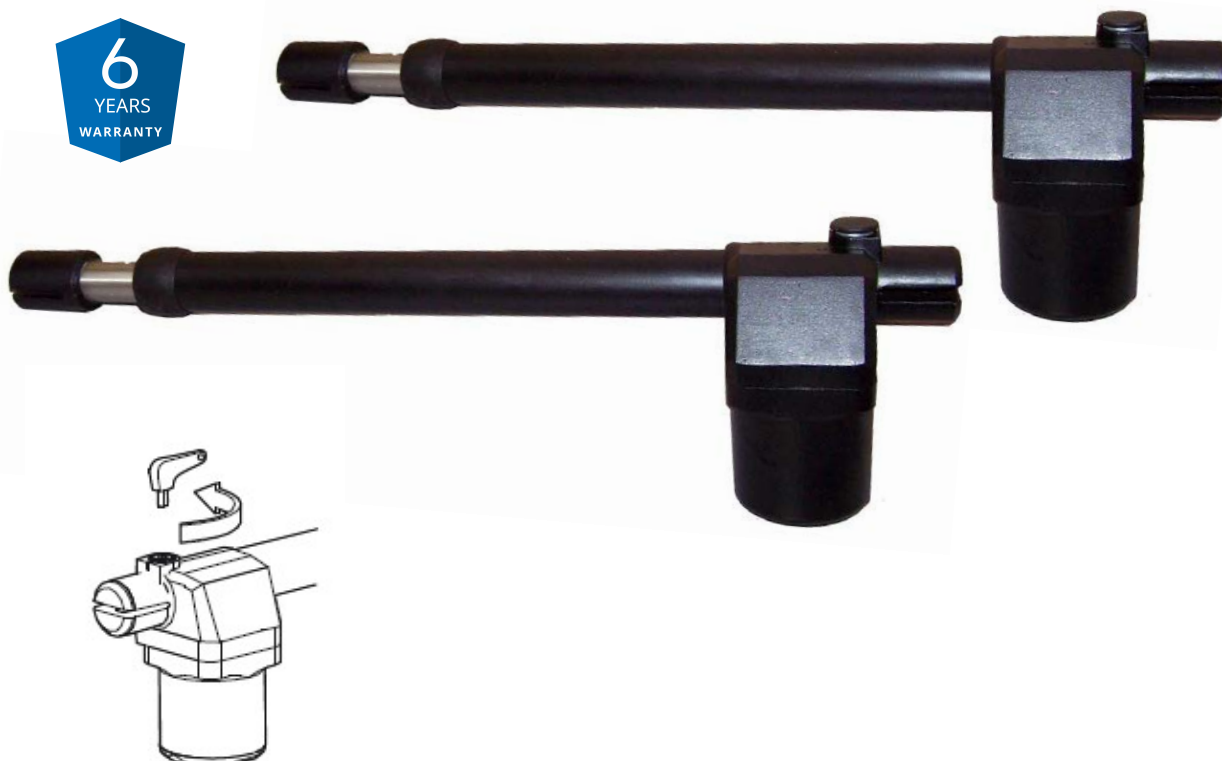
TECHNICAL CHARACTERISTICS	ASTER-3	ASTER -4		ASTER -5	
MAXIMUM GATE WEIGHT	350KG	350 KG	250KG	250 KG	150KG
POWER SUPPLY	230VAC	230VAC	24VDC	230VAC	24VDC
POWER	280WATT	280WATT	50WATT	280WATT	50WATT
MOTOR STRENGTH	2800N	2800N	2500N	2800N	2500N
MOTOR SPEED	1400RPM	1400RPM	1600RPM	1400RPM	1600RPM
MAX. GATE PANEL	2,00M	2,75M	2,50M	3,5M	3,00M



ELITE is an italian motor for opening gates. Easy to install and quiet in operation. It is made of aluminium and has a very easy manual operation.



MOTOR



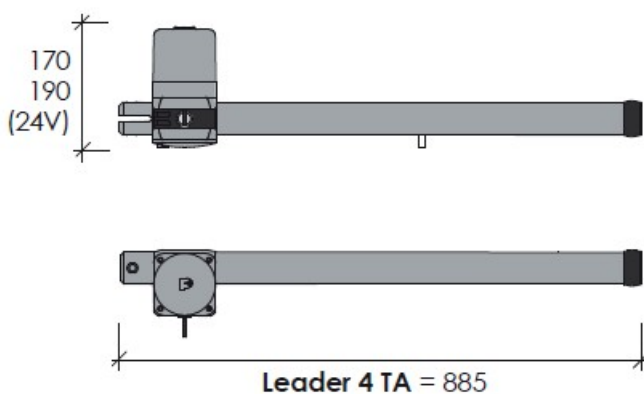

TECHNICAL CHARACTERISTICS	ELITE-4	ELITE-6
MAXIMUM GATE WEIGHT	350KG	200KG
POWER SUPPLY	230VAC	230VAC
POWER	280WATT	330WATT
MOTOR STRENGTH	2800N	2800N
MOTOR SPEED	2,75M	4,00M



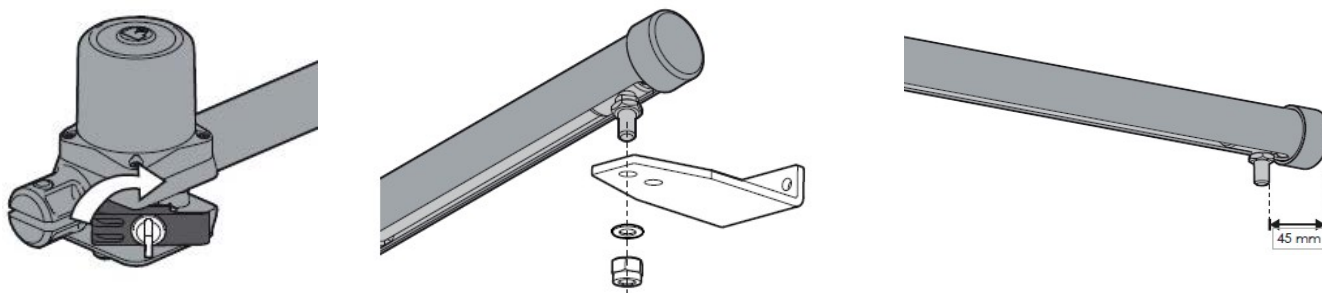
# LEADER-TA

Motor for opening gate up to 2,75

LEADER TA is an italian motor for opening gates. It has a built-in natural stop on the closing. It is made with bronze gears and has an easy manual operation in case of power failure. Powerful, reliable and quiet in operation.



TECHNICAL CHARACTERISTICS	LEADER-TA
MAXIMUM GATE WEIGHT	300KG
POWER SUPPLY	230VAC
POWER	280WATT
MOTOR STRENGTH	2800N
MOTOR SPEED	2,75M

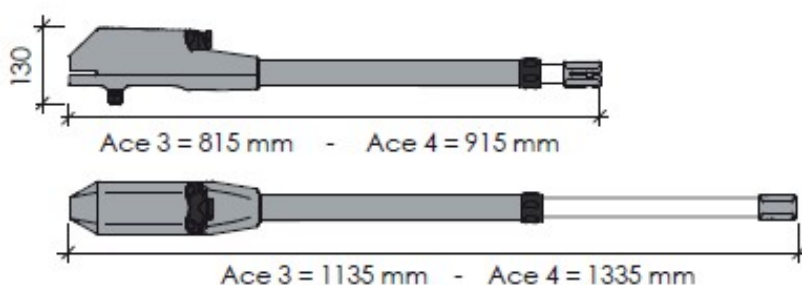





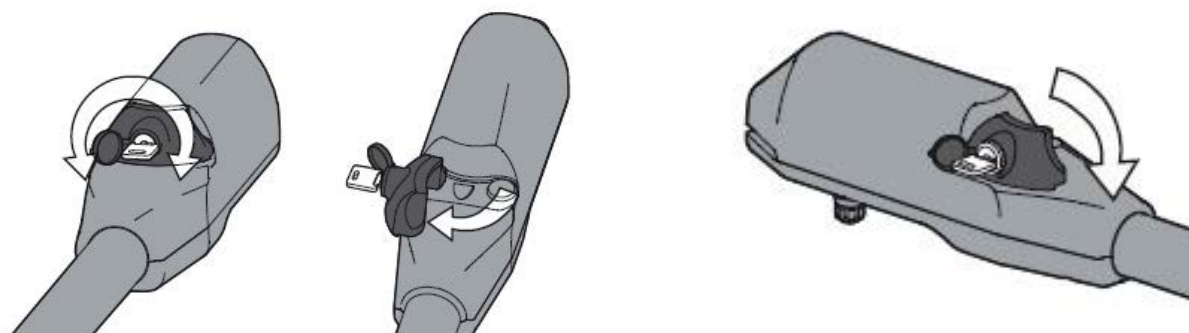
# ACE - TI

Motor for opening gate up to 3,00M

ACE is an italian motor for opening gates. It has no right/left hand direction. Powerful, reliable and quiet in operation.



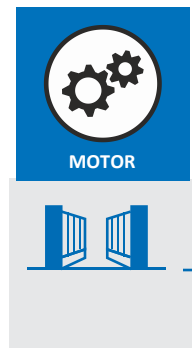
TECHNICAL CHARACTERISTICS	ACE-TI
MAXIMUM GATE WEIGHT	400KG
POWER SUPPLY	230VAC
POWER	300WATT
MOTOR STRENGTH	3000N
MOTOR SPEED	2,75M



# TORINO

Motor for opening gate up to 5,00M

TORINO is an italian motor for opening gates. It has no right / left hand direction. Powerful, reliable and quiet in operation.



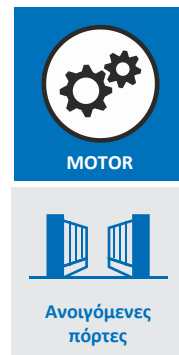
TECHNICAL CHARACTERISTICS	TORINO
MAXIMUM GATE WEIGHT	200KG
POWER SUPPLY	230VAC
POWER	300WATT
MOTOR STRENGTH	3000N
MOTOR SPEED	10,7MM/S



# YDRA 390

Hydraulic Motor for opening gate up to 7,00M

YDRA is an italian motor for opening gates. It has no right / left hand direction. Powerful, reliable and quiet in operation. Recommended for intensive use.



TECHNICAL CHARACTERISTICS	YDRA 390
MAXIMUM GATE WEIGHT	200KG
POWER SUPPLY	230VAC
POWER	350WATT
MOTOR STRENGTH	780daN
MOTOR SPEED	1,3 cm/s
OIL	Total 52/AT42



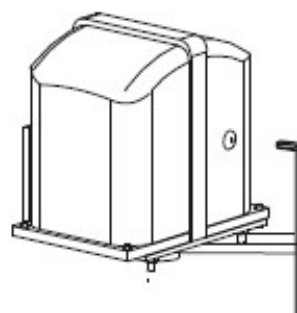
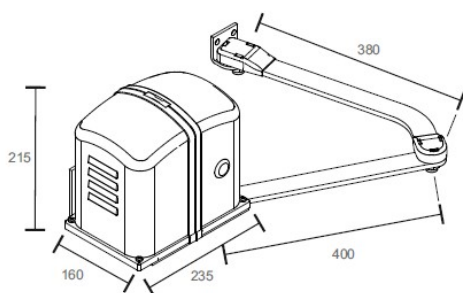
# ADVANTAGE

Motor for hinged gate up to 2.00M

ADVANTAGE is an italian motor for swing gate with integrated arms. It is suitable for gates up to 2m long. It has adjustable integrated electric limit switches to facilitate the adjustment of even the lightest gates. Suitable for special constructions.



TECHNICAL CHARACTERISTICS	ADVANTAGE
MAXIMUM GATE WEIGHT	250KG
POWER SUPPLY	230VAC
POWER	300WATT
MOTOR STRENGTH	280N
MOTOR SPEED	2,00M






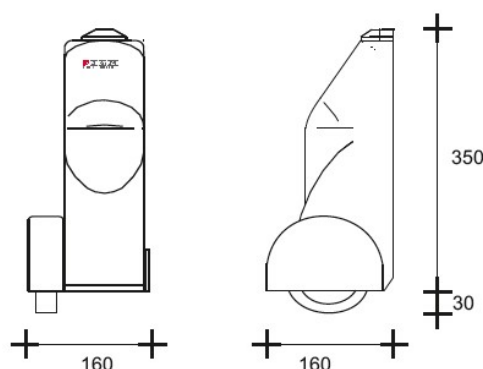
# WHEELER

Motor for opening gate up to 2,00M gate panel

Wheeler is an autonomous motor for opening gate. Innovative and simple. Quick and easy to install. Ideal for long, lightweight automatic swing gates or for gates with limited installation space. Suitable for installation on smooth surfaces only, so that the gear movement is possible.




TECHNICAL CHARACTERISTICS	WHEELER
MAXIMUM GATE WEIGHT	150KG
POWER SUPPLY	230VAC
POWER	280WATT
MOTOR STRENGTH	280N
MOTOR SPEED	2,00M



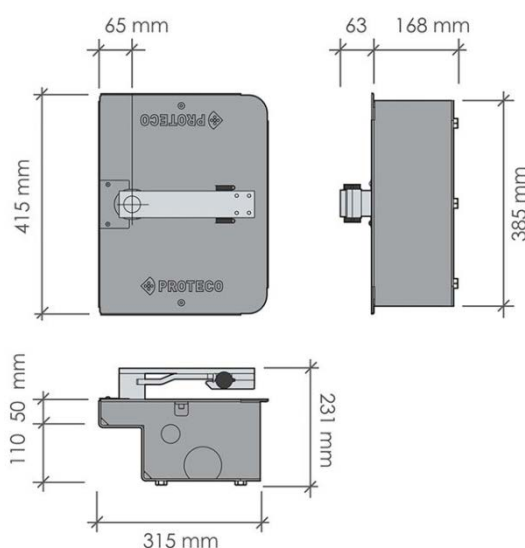
# SHARK

Motor for opening gate up to 3,00M

SHARK is an underfloor motor for opening gate. It is made of aluminium, mounted and fully encased in an aluminium box for greater durability over time. Modern design, for unique and contemporary constructions.



TECHNICAL CHARACTERISTICS	SHARK
MAXIMUM GATE WEIGHT	350KG
POWER SUPPLY	230VAC
POWER	300WATT
MOTOR STRENGTH	350N
MOTOR SPEED	3,00M



# MOTORS





# PEGASUS

Motor for overhead garage gate up to 20 square meters

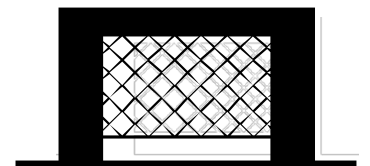
PEGASUS is the Profelmnet motor for one-piece or multi-piece garage gates. Suitable for gates up to 20 square metres and weighing up to 135 kg. Its power supply is 24V with integrated control board.



TECHNICAL CHARACTERISTICS	PEGASUS 1200	PEGASUS 1500
MAXIMUM GATE WEIGHT	125 KG	200 KG
POWER SUPPLY	24VDC	24VDC
POWER	120WATT	150WATT
MOTOR STRENGTH	1200N	1500N
MAXIMUM GATE M <sup>2</sup>	15M <sup>2</sup>	20M <sup>2</sup>




# MOTORS



# WINNER

**Motor for domestic or industrial rolling shutters for roll weight up to 380 kg**

Winner is a central rolling shutter motor for domestic or industrial use for roll weights up to 170 kg. It contains the release pin which is up to 5m with integrated electric brake and lifting power. The integrated limit switches allow precise adjustment of the terminal positions for opening and closing the rolling shutter.




TECHNICAL CHARACTERISTICS	600/200
MAXIMUM GATE WEIGHT	170KG
POWER SUPPLY	230VAC
POWER	600WATT
MOTOR STRENGTH	140N
AXIS DIAMETER	60MM

# GAPOSA

**Motor for household or industrial rolling shutter for rolling shutter weight up to 380 kg**


Gaposa is a central roller motor for domestic or industrial use for roller weights up to 380 kg. It contains the release pin which is up to 5m with integrated electro-brake and lifting power. The integrated limit switches allow precise adjustment of the terminal positions for opening and closing the roller shutter.



TECHNICAL CHARACTERISTICS	140	190	270
MAXIMUM gate WEIGHT	210KG	320KG	380KG
POWER SUPPLY	230VAC	230VAC	230VAC
POWER	390WATT	495WATT	670WATT
MOTOR STRENGTH	140N	190N	270N
AXIS DIAMETER	60MM	76MM	76MM

# KS-01

UNLOCKING SHELL+ INTERGRATED BUTTON



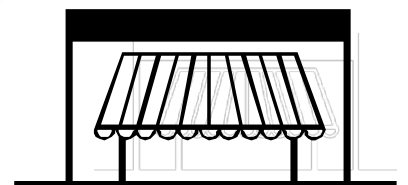
# KS-02

SELECTOR







# MOTORS



# KRONOS-series

## Tubular Motors

Kronos tubular motors cover a wide range of applications, such as domestic, industrial blinds & awnings. They are powerful, silent, reliable, with a 6 year warranty of good working order.



### CATEGORY:STANDARD


TECHNICAL CHARACTERISTICS	10N	13N	20N	30N
TORQUE	10N.m	13N.m	20N.m	30N.m
ROTATION SPEED	17 RPM	17RPM	17RPM	15RPM
CONSUMPTION	165WATT	170WATT	178WATT	235WATT
AXIS DIAMETER	40MM	40MM	60MM	60MM
MAXIMUM KG	18	23	36	54
OPERATION TIME	4MIN	4MIN	4MIN	4 MIN
MAX. ROTATIONS	42	42	25	25
TOTAL LENGTH	512 MM	512MM	590MM	590MM



# KRONOS-series

## Tubular Motors

Kronos tubular motors cover a wide range of applications, such as domestic, industrial blinds & awnings. They are powerful, silent, reliable, with a 6 year warranty of good working order.



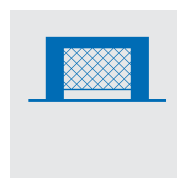

### CATEGORY: STANDARD

TECHNICAL CHARACTERISTICS	50N	60N
TORQUE	50N.m	60N.m
ROTATION SPEED	12RPM	12RPM
CONSUMPTION	282WATT	282WATT
AXIS DIAMETER	60MM	60MM
MAXIMUM KG	90	108
OPERATION TIME	4MIN	4MIN
MAX. ROTATIONS	25	25
TOTAL LENGTH	590MM	590MM

# KRONOS-series

## Tubular Motors

Kronos tubular motors cover a wide range of applications, such as domestic, industrial blinds & awnings. They are powerful, silent, reliable, with a 6 year warranty of good working order.



### CATEGORY: REMOTE


TECHNICAL CHARACTERISTICS	50N R	50N RM	120 RM
TORQUE	50N.m	50N.m	120N.m
ROTATION SPEED	12RPM	12RPM	9RPM
CONSUMPTION	230WATT	230WATT	365WATT
AXIS DIAMETER	60MM	60MM	76MM
MAXIMUM KG	108	108	216
OPERATION TIME	4MIN	4MIN	4MIN
MAX. ROTATIONS	22	21	24
TOTAL LENGTH	634 MM	704MM	762MM



# KRONOS-series

## Tubular motors

They have terminal switches and have a 230V power supply. They are available in a variety of types and sizes, depending on their intended use. Simple, crank or remote-controlled. Their distinctive colour makes them unique.



### CATEGORY:MANUAL

TECHNICAL CHARACTERISTICS	30N MAN	50N MAN	60N MAN	80N MAN	100N MAN	120N MAN	140N MAN	230N MAN	300N MAN
TORQUE	30N.m	50N.m	60N.m	80N.m	100N.m	120N.m	140N.m	230N.m	300N.m
ROTATION SPEED	15 RPM	12RPM	12RPM	12RPM	12RPM	12RPM	7 RPM	12 RPM	9 RPM
CONSUMPTION	235WATT	282WATT	310WATT	370WATT	411WATT	450WATT	465WATT	1027	1027
AXIS DIAMETER	60MM	60MM	60MM	76MM	76MM	76MM	76MM	100MM	100MM
MAXIMUM KG	54	90	108	144	180	216	252	414	540
OPERATION TIME	4 MIN	4MIN	4MIN	4MIN	4MIN	4MIN	4MIN	4MIN	4MIN
MAX. ROTATIONS	15	15	15	36	36	36	36	22	22
TOTAL LENGTH	625MM	625MM	625MM	675MM	675MM	675MM	675MM	490MM	526MM

# PRE-015

## 15 channel remote

Elegant, easy to use and with a unique design. It has 15 different channels for wireless control of 15 different zones.



### TECHNICAL CHARACTERISTICS

- Battery 3V , type 2430
- Compatible with Profelmnet 3025 control board
- Frequency 433,92MHz

# PRE-15 timer

## 15 channel control with timer

15 channel management control. The user has the ability to set specific hours days, weeks that the rolling shutters will be operating



### TECHNICAL CHARACTERISTICS

- Battery 3V , type 2430
- Compatible with Profelmnet 3025 control board
- Frequency 433,92MHz

# PRE-015

## 15 channel remote

Elegant, easy to use and with a unique design. It has 15 different channels for wireless control of 15 different zones.



### TECHNICAL CHARACTERISTICS

- Battery 3V , type 2430
- Compatible with Profelmnet 3025 control board
- Frequency 433,92MHz

# PRE-15 timer

## 15 channel control with timer

15 channel management control.

The user has the ability to set specific hours, days, weeks that the rolling shutters will be operating



### TECHNICAL CHARACTERISTICS

- Battery 3V , type 2430
- Compatible with Profelmnet 3025 control board
- Frequency 433,92MHz

# PRE-015 WALL

## 15-channel wall-mounted remote

Elegant, easy to use and with a unique design. It has 15 different channels for wireless control of 15 different zones.



### TECHNICAL CHARACTERISTICS

- Battery 3V , type 2430
- Compatible with Profelmnet 3025 control board
- Frequency 433,92MHz

# PRE-05 timer

## 5-channel wall-mounted control with timer

Wall control, 5 channel management. The user has the possibility to set specific hours, days, weeks that the rolls will be operating.



### TECHNICAL CHARACTERISTICS


- Battery 3V , type 2430
- Compatible with Profelmnet 3025 control board
- Frequency 433,92MHz
- Dimension 80 mm X 80 mm



# RR-04

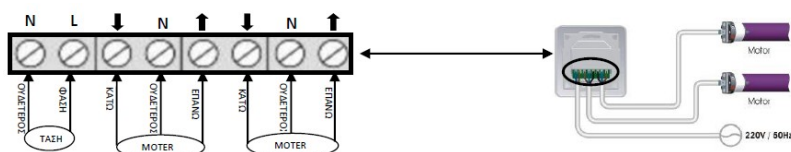
## 2 channel socket control board

Supports 2 tubular motors up to 50 Nm. Compatible with the 15-channel remote PRE-15.



### TECHNICAL CHARACTERISTICS

- Dimensions 80mm X 80 mm
- Frequency 433,92MHz




# SFTB-D

## 2-channel button



# RR-17


Air Sensor



## TECHNICAL CHARACTERISTICS

- Dimensions 80mm X 80 mm
- Frequency 433,92MHz

# MOTORS



# HECTOR

## Pergola Motor

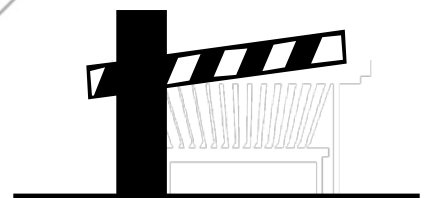
New motor for pergola. Power supply 24vdc and speed 10mm/s. Length 180mm, watertight. Ideal solution for the remote-controlled pergola.



TECHNICAL CHARACTERISTICS	HECTOR-650	HECTOR-1000
SPEED	10mm/s	8mm/s
POWER SUPPLY	24VAC	24VAC
LENGTH	180mm	180mm
MOTOR STRENGTH	650N	1000N
PROTECTION	IP65	IP65





# MOTORS



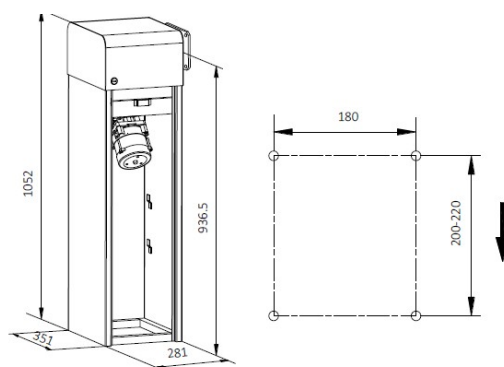
# GOLD-PARK

## Traffic barrier up to 6M pole

Gold-Plus is the barrier of Profelmnet. Made of steel, silent, easy to install and resistant to time. Available with 4 and 6 meter pole. It has a crank handle for manual operation in case of power failure.




TECHNICAL CHARACTERISTICS	GOLD-PARK	GOLD-PARK SPEED
AVAILABLE POLE	UP TO 6M	UP TO 3.60M
POWER SUPPLY	230VAC	230VAC
POWER	150WATT	150WATT
ROTATIONS/ DAY	3600	8640
OPENING TIME	5,5 SECONDS	2 SECONDS





# ACCESSORIES



# IR-30

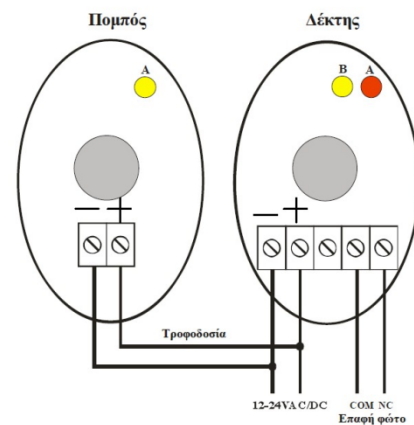
## Wired photocell up to 10 meters



The IR-30 is a wired photocell for distances up to 10 meters. Powered by 12-24VAC/DC control board, it is a simple, easy to use and reliable solution.

### TECHNICAL CHARACTERISTICS

- Power Supply 12-24V AC/DC
- Waterproof
- Dimensions 49.2 x 76 x 21.6 mm



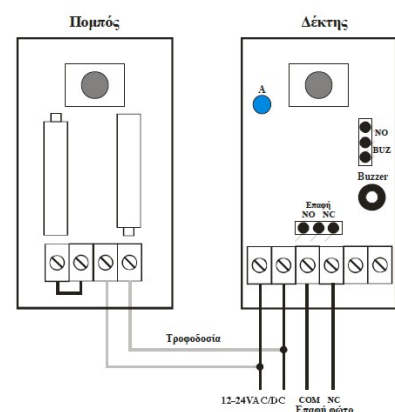
# IR-51

## Battery photocell up to 12 meters

IR-51 is a battery operated photocell for a distance of up to 12 meters. It has the minimum possible consumption since it requires 2 AA batteries to operate. It can also be connected by cable, depending on the requirements of the installation. It is powered by the control board with 12-24 VAC/DC. It has an audible indicator that indicates the operating status of the photocell.

### TECHNICAL CHARACTERISTICS

- Power Supply 12-24V AC/DC
- Waterproof
- Dimensions 127 x 50 x 35mm





# IR-3000

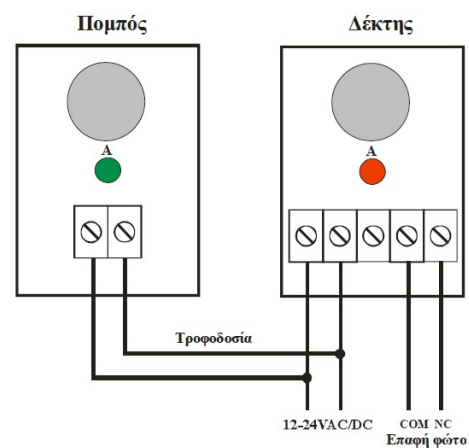
## Wired photocell up to 30 meters

The IR-3000 is a wired photocell for distances up to 30 meters. Powered by the 12-24VAC/DC control board.



### TECHNICAL CHARACTERISTICS

- Power Supply 12-24V AC/DC
- Waterproof
- Dimensions 59 x 87 x38 mm



# IR-1000

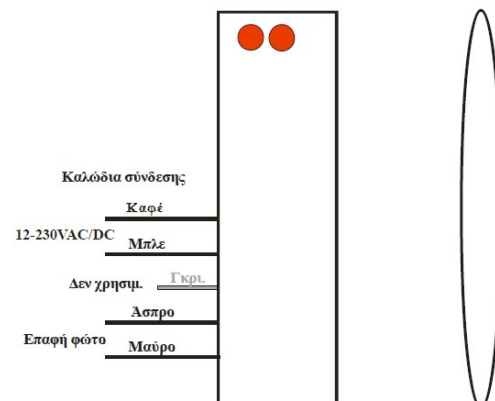
## Reflection photocell up to 10 meters

The IR-1000 is a photocell with a reflector. It is suitable for covering a distance of up to 10 meters. It is powered by 12-230 VAC/DC from the control board.



### TECHNICAL CHARACTERISTICS

- Power Supply 12-230 V AC/DC
- Waterproof
- Dimensions 20 x 63 x39 mm




# PB-1500

Reflection photocell up to 15 meters

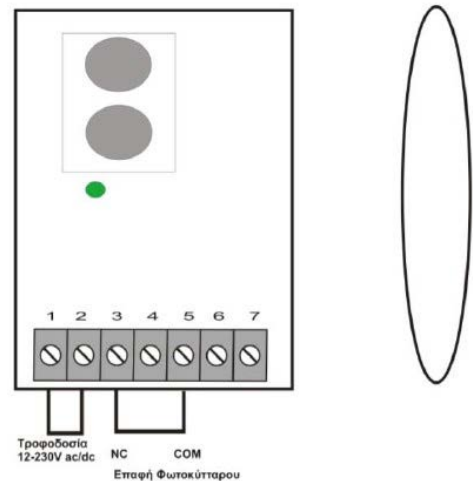


The PB-1500 is a reflection photocell for distances up to 15 meters. It is powered by 12-24VAC/DC control board.



## TECHNICAL CHARACTERISTICS

- Power Supply 12-24V AC/DC
- Waterproof
- Dimensions 59 x87 x38 mm



# PBP-1000

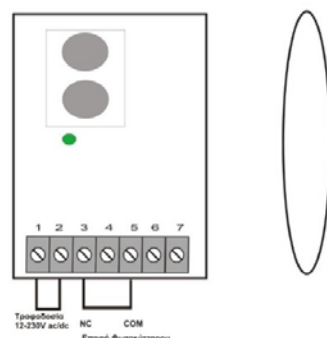
Photocell reflection up to 10 meters

The PB-1000 is a reflection photocell for distances up to 10 meters. It is powered by 12-230VAC/DC control board. It has filters in its lens against UV radiation, easily detecting metallic obstacles.



## TECHNICAL CHARACTERISTICS

- Power Supply 12-24V AC/DC
- Waterproof
- Dimensions 59 x87 x38 mm



# Ground Lock

Ground lock for opening gate



Electric ground lock 12V, vertical mounting.



# Middle Lock

Lock for opening gate with mechanical button

Electric lock for opening gates. Horizontal mounting,. 12V power supply.

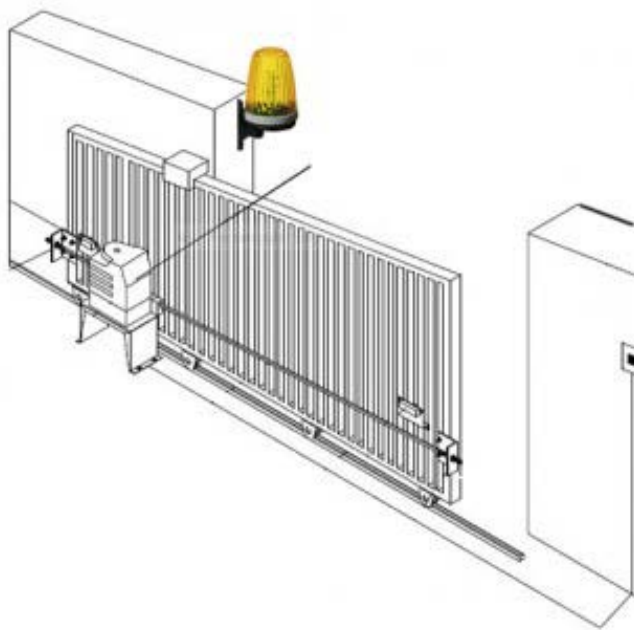


# Flashlamp

Beacon with antenna 12-230 VAC



LED beacon with integrated antenna. Choice of Beacon or Constant Light with short circuit breaker.



# Ledflash

Beacon with antenna 24-230 VAC

LED beacon with integrated antenna. Choice of Beacon or Constant Light with short circuit breaker.





# PC-30

The PC-30 is an access control keypad for external use. It can work with magnetic cards.



## TECHNICAL CHARACTERISTICS

- Power Supply 12VDC
- Relay contact NO NC

# PP-87

## Reader Keypad

The PP-87 is an access control keypad for external use. It can be operated either by keypad code or magnetic cards



## TECHNICAL CHARACTERISTICS

- Power Supply 12 VDC
- Dimensions :137 x85 x 29mm
- Use of 4-digit PIN

# KEY-98



Wireless keypad



## TECHNICAL CHARACTERISTICS

- 2-channel
- Level of waterproof IP64
- Rolling Code

# External Antenna

External Antenna 433,92MHz



## TECHNICAL CHARACTERISTICS

- Receiving Frequency 433,92 MHz
- Metallic Base Included

# Magnetic Loop



The magnetic node is a device that detects any metal object that passes through it. It is placed under the ground and identifies the metal object by giving the corresponding command to the control board system. It is usually used in access barriers or traffic lights.



## TECHNICAL CHARACTERISTICS

- Power Supply 220VAC
- Relay Contact NO NC

# Safety Contact

Safety contact for garage gates and traffic bars.

## TECHNICAL CHARACTERISTICS

- 2,5m cord
- 2,5m aluminum frame
- Rubber profile 25 mm high





[www.profelmnet.com](http://www.profelmnet.com)